

Fair School Funding Plan

Updates and Next Steps

Bob Cupp, Former Speaker of the
House of Representatives &
Original Co-Sponsor

John Patterson, Former State
Representative &
Original Co-Sponsor

Tom Hosler, Superintendent,
Perrysburg Exempted Village
Schools

Randy Lucas, Superintendent
East Central Ohio Educational
Service Center

Ryan Pendleton,
Executive Director,
North Coast Shared Services Alliance

Thank You!



From across the state, from the Blue Bombers of Edon to the Potters of East Liverpool, the huge grassroots effort that took place is to be celebrated. We are grateful that the school community was united and worked together - versus what we normally do which is circle the wagons and fire inwards.

Today is not a victory lap. In fact, it's far from it.
Today is a call to action!



THE OHIO LEGISLATURE | 134TH GENERAL ASSEMBLY

My Ohio Legislature | Sign In | Register

SCHEDULES

LEGISLATION

LEGISLATORS

COMMITTEES

SESSION

BUDGET

LAWS

PUBLICATIONS

House Bill 110

Summary Documents Status **Votes** Committee Activity

Return To Search

Primary Sponsors



Scott Oelslager
District 48

| VOTES | | | | |
|-----------|---------|-------------------|-----------|------------------------------|
| DATE | CHAMBER | RESULTS | VOTE | |
| 6/28/2021 | House | Passed | Yeas : 84 | Nays : 13 [Show Breakdown] |
| 6/28/2021 | Senate | Passed | Yeas : 32 | Nays : 1 [Show Breakdown] |
| 6/10/2021 | House | Failed | Yeas : 8 | Nays : 86 [Show Breakdown] |
| 6/9/2021 | Senate | Passed | Yeas : 25 | Nays : 8 [Show Breakdown] |
| 6/9/2021 | Senate | Favorable Passage | Yeas : 10 | Nays : 3 [Show Breakdown] |
| 4/21/2021 | House | Passed | Yeas : 70 | Nays : 27 [Show Breakdown] |
| 4/21/2021 | House | Favorable Passage | Yeas : 24 | Nays : 9 [Show Breakdown] |

NEWS WATCH WEATHER SPORTS NOMINATE A REMARKABLE WOMAN COMMUNITY

What changes under Ohio's new Fair School Funding Plan?






Wednesday, March 29, 2017, file photo shows students are helped with their homework in the classroom of language arts teacher Jennifer Walters during a program at Circleville Elementary School in Circleville, Ohio. Advocates for Ohio's new school-funding plan say it should finally provide a level of funding...

Overview of the Fair School Funding Plan Process



Senator
Peggy Lehner,
6th Ohio Senate
District



Senator
Vernon Sykes,
28th Ohio Senate
District




Former
Representative
John Patterson
99th District



Representative
Gary Scherer,
92nd House
District



Former Speaker
Robert Cupp, 4th
House District



Representative
Jamie Callender,
61st House
District



Representative
Bride Rose
Sweeney,
14th House
District

WorkGroup Members

- **Ryan Pendleton**, Executive Director, North Coast Shared Services Alliance
- **Tom Hosler**, Superintendent, Perrysburg Exempted Village Schools
- **Jared Bunting**, CFO/Treasurer, Jackson City School District
- **Mike P. Hanlon, Jr., Ph.D.**, Superintendent, Chardon Local Schools
- **Claudia Zaler**, Treasurer/CFO, Chillicothe City School District
- **Marlon J. Styles, Jr.**, Superintendent, Middletown City School District
- **Jenni Logan**, Consultant, Butler County ESC
- **Michael J. Barnes, Ed.D.**, Superintendent, Lakewood City Schools

WorkGroup Members

- **Kevin Miller**, Superintendent, Licking Heights Local School District
- **Scot Prebles**, Superintendent, Bay Village City Schools
- **Jerome R. Brockway, Ph.D.**, Former Superintendent, Ashtabula County Career Technical Center
- **Carrie Herringshaw**, Treasurer, PENTA Career Center, Wood County
- **Steve McAfee**, Treasurer, Logan Elm Local Schools
- **Mike Sobul**, Former Treasurer, Granville City Schools
- **Cajon Keeton**, Treasurer, Benton-Carroll-Salem Local School District
- **Kevin Lillie**, Treasurer/CFO, Geneva Area City Schools

WorkGroup Members

- **Michael Tefs**, Superintendent, Revere Local Schools
- **Randy Lucas**, Superintendent, ESC of East Central Ohio
- **Gabriel E. Lofton, PhD**, Superintendent, Xenia Community Schools
- **Greg Nickoli**, Superintendent, Pioneer Career and Technology Center
- **Dalton Summers**, Superintendent, Ohio Valley ESC
- **Matthew Ketcham**, Treasurer, Madison-Champaign ESC
- **Jeff Brown**, Superintendent, Granville Exempted Village Schools
- **Maria Rellinger**, Treasurer/CFO, Apollo Career Center
- **Dawn Lemley**, Treasurer, Eastwood-Fairfield Career & Tech

SB 14

Eligibility for Veterans to Serve as Teachers



SB 2

Neighborhood Development Areas



SB 49

Religious Expression Days - R.E.D. Act



ation - Capitalism

SB 29

Education Record; Student Privacy



Power of the Education Community!



IT IS A PERMANENT SOLUTION...



Objective

Built upon the needs of
students and schools



Justifiable

Based on research, best
practices, demonstrable
successes



Transparent

Every dollar allocated,
reflects an identifiable
component



Amendable

The legislature can modify
specific components as their
substance or cost change



Fair to All

The same components or calculations apply to
students or schools in the same way, making it
fair to all students, schools and taxpayers

Base Cost – How is this approach different than the past?

- ✓ We built this formula around the student and the student's educational experience.
- ✓ We considered the “whole student” – instruction, co-curriculars, professional development, social-emotional needs, career readiness counselors and technology – these are just some of components that went into building our model that has never been in previous models.
- ✓ It is a unique model – built around Ohio's learners today and Ohio's workforce needs of tomorrow.

It is NOT prescriptive

Respects local control and frees you to do what you need to do.

ITS BEEN FIVE YEARS, ALMOST TO THE DAY!!!

Over the last five years, the Fair School Funding Plan has been presented, vetted, dissected, amended, testified to repeatedly in both chambers, and created in plain view of all interested parties.

- More than 125 times, the FSFP WorkGroup met to develop the formula
 - More than five dozen open meetings of the various SubGroups of the WorkGroup with invited experts, operators, representatives from Ohio Department of Education (ODE), business groups, charter operators, etc
- Presented testimony in the following House and Senate Committees
 - House Finance SubCommittee on Primary and Secondary Education
 - House Finance Committee
 - Senate Education Committee
 - Senate Finance Committee

Advocacy

- Across the state
- All target populations

Regional Meetings

- February 2022
- Meetings to be held in NW, NE, SW, SE and Central Ohio

OASBO Annual Conference

- April 2022 in Columbus, OH
- Audience includes treasurers, CFOs, business officers

BASA Fall Conference

- October 2022
- Audience includes Superintendents

OSBA Annual Conference

- November 2022
- Audience includes Board Members, CFOs, Superintendents

Governor DeWine Endorsed FSFP

We were thrilled!

Governor DeWine included the continued phase-in of the Fair School Funding Plan in his biennium budget proposal last week.

Governor DeWine didn't have to include the phase in years 3 and 4. But, he did!

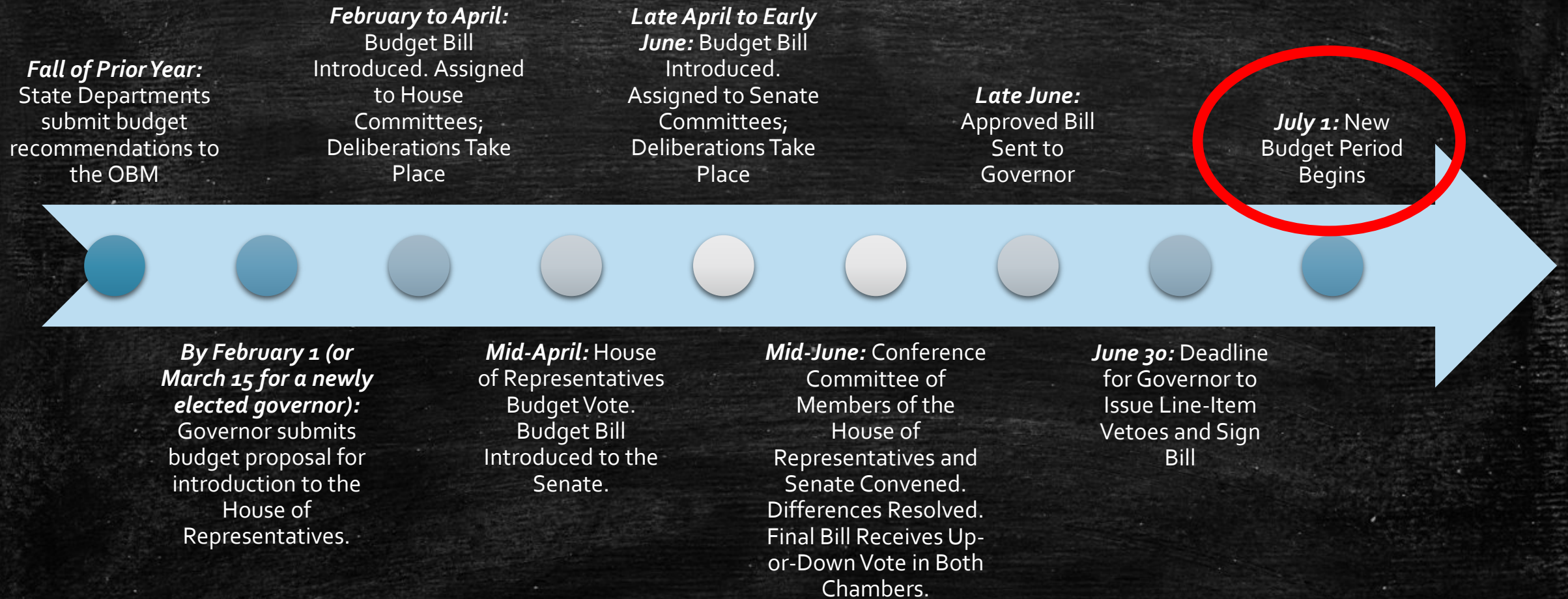


Mike DeWine State of the State 2023. January 31, 2023 (WSYX)

It's a WIN!!!



Timeline



Formula Details and Results

Analysis and Implementation

The Fair School Funding Plan

Three Essential Steps

1.

Step 1: Base Cost

2.

Step 2: State and Local Share

3.

Step 3: Categorical Aid

Rational, Transparent and Clear Funding Plan

Base Cost - Inputs

| Base Cost Inputs | | FY18 | FY19 | FY20 | FY21 | FY22 | % change between FY18 and FY22 |
|---|-------------------------------------|--------------|--------------|--------------|--------------|--------------|--------------------------------|
| Statewide Average Salary | Superintendent | \$115,615.69 | \$117,788.55 | \$120,119.93 | \$122,841.98 | \$123,639.30 | 6.94% |
| | Other District Administrator | \$95,727.51 | \$96,982.11 | \$98,259.94 | \$99,225.83 | \$100,368.71 | 4.85% |
| | Principal | \$91,720.36 | \$93,457.69 | \$95,405.07 | \$96,538.15 | \$97,627.89 | 6.44% |
| | Teacher | \$62,696.18 | \$64,225.25 | \$65,839.10 | \$67,117.78 | \$68,022.22 | 8.50% |
| | Counselor | \$63,263.80 | \$64,787.46 | \$66,630.50 | \$68,100.87 | \$68,712.57 | 8.61% |
| | Librarian and Media staff | \$68,139.33 | \$69,544.82 | \$71,843.08 | \$73,020.72 | \$74,063.83 | 8.69% |
| | EMIS Support Staff Employee | \$53,695.26 | \$53,878.88 | \$54,182.26 | \$54,802.55 | \$55,972.97 | 4.24% |
| | Bookkeeping and Accounting Employee | \$45,387.82 | \$46,317.55 | \$47,638.00 | \$48,306.26 | \$49,696.52 | 9.49% |
| | Administrative Assistant | \$44,955.10 | \$44,733.92 | \$45,013.26 | \$44,352.41 | \$45,333.05 | 0.84% |
| | Clerical Staff | \$32,997.90 | \$33,041.67 | \$33,890.37 | \$34,004.64 | \$34,356.24 | 4.12% |
| Salary Related | Insurance Cost | \$14,265.53 | \$15,995.31 | \$16,395.74 | \$16,930.91 | \$17,152.68 | 20.24% |
| | Teacher Benefits | \$10,031.39 | \$10,276.04 | \$10,534.26 | \$10,738.84 | \$10,883.56 | 8.50% |
| Statewide Average Cost Per-Pupil | Academic Co-Curricular Activities | \$42.13 | \$44.15 | \$44.47 | \$41.05 | \$48.09 | 14.13% |
| | Athletic Co-Curricular Activities | \$163.28 | \$172.11 | \$172.68 | \$179.28 | \$192.21 | 17.72% |
| | Building Safety and Security | \$23.29 | \$30.69 | \$32.30 | \$34.41 | \$36.20 | 55.45% |
| | Supplies and Academic Content | \$220.35 | \$227.52 | \$222.44 | \$231.31 | \$243.81 | 10.65% |
| | Building Square Feet Per-Pupil | \$239.36 | \$268.43 | \$267.38 | \$274.76 | \$278.07 | 16.17% |
| | Cost Per Square Foot | \$4.72 | \$4.61 | \$4.50 | \$4.45 | \$5.10 | 8.05% |
| | Building | \$1,129.78 | \$1,237.73 | \$1,202.85 | \$1,223.28 | \$1,418.16 | 25.53% |

Guarantees & Open Enrollment

Analysis and Implementation

Reasons for Guarantees

In the formula, there are 3 guarantees

- A permanent law guarantee ensures districts get at least the same amount of net resources as they did in FY20
- A permanent law guarantee ensures districts get at least the same amount of transportation funding as they did in FY20
- A temporary guarantee only in law for FY22 and FY23 ensures districts get at least the same amount of net resources as they got in FY21.

Guarantee Results

- From FY22 to FY23, the number of districts receiving guarantee funding under the permanent guarantee, the FY20 guarantee, increased from 203 to 245. This is a direct result of local capacity increasing but inputs remaining fixed. It happened despite the increases due to the phase-in.
- From FY22 to FY23, the number of districts on the transportation guarantee dropped from 207 to 185. This is a direct result of the phase-in of the formula and happened despite the decreasing state shares caused by the increase in capacity without an increase in inputs.
- From FY22 to FY23, the number of districts on the FY21 temporary guarantee dropped from 332 to 282. This is a direct result of the phase-in of the formula and happened despite the decreasing state shares caused by the increase in capacity without an increase in inputs.



Open Enrollment

Is the district being funded for open enrollment students that it has always had?

Yes, the FY22 minimum funding base includes the open enrollment payments from FY20.

What about the new students we took on in FY21?

The supplemental guarantee includes those payments in its base.

Does the district get funding for new open enrollment students entering this year and beyond? Here it gets more complicated:

Open Enrollment

- If the district is formula funded and the new open enrollment students increase enrollment from the prior year, yes, although the full funding will be muted by the phase-in of the formula
- If the district is formula funded but the new open enrollment students are replacing other students (open enrollment or resident) who left so there is no increase in overall enrollment, there would be no additional revenue. However, adding the students to keep enrollment at prior levels could keep the district from otherwise losing funding due to declining enrollment
- If the district is on a guarantee, open enrollment students would only generate additional revenue if adding the students would increase enrollment and subsequent associated funding enough to overcome the guarantee—this would be very rare

Open Enrollment Simplified

- Under current policy, each district is held harmless to open enrollment students the district had in FY20. (Reduction provisions may apply.)
- For those on the guarantee, districts are being funded for a base number of students above the district's enrollment, meaning new enrollments, either additional resident, or open enrollments do not generate additional base funding until the district's enrollment eclipses the guarantee calculation.
- Districts on the formula receive additional funding equal to the base cost for the district.
- The net effect is consistent with the basic concept of "Funding students where they are educated."

Simulations - Linked

| | | | Governor's Budget Proposal | | | | Updated Inputs | | | |
|--|---------|-----------------------------|---|---------------------------------------|---|---------------------------------------|--|---------------------------------------|---|---------------------------------------|
| | | | | | | | no separate or stand alone SRO funding | | | |
| Traditional School District | County | FY 2023 Total State Support | FY 2024 Total State Support, Including SRO Funding-Governor | \$ Change between FY 2024 and FY 2023 | FY 2025 Total State Support, Including SRO Funding-Governor | \$ Change between FY 2025 and FY 2024 | FY 2024 Total State Support, FY22 Inputs, No SRO Funding | \$ Change between FY 2024 and FY 2023 | FY 2025 Total State Support FY22 Inputs, No SRO Funding | \$ Change between FY 2025 and FY 2024 |
| Manchester Local | Adams | \$5,788,029 | \$6,980,313 | \$1,192,283 | \$7,951,220 | \$970,907 | \$7,246,954 | \$1,446,614 | \$8,352,953 | \$1,106,000 |
| Ohio Valley Local SD | Adams | \$31,843,662 | \$32,363,637 | \$519,975 | \$32,468,258 | \$104,621 | \$32,955,462 | \$1,114,373 | \$33,024,860 | \$69,398 |
| Allen East Local | Allen | \$7,250,631 | \$7,391,933 | \$141,301 | \$7,391,283 | -\$650 | \$7,676,605 | \$428,477 | \$7,807,356 | \$130,751 |
| Bath Local | Allen | \$7,448,863 | \$7,850,920 | \$402,058 | \$7,930,547 | \$79,627 | \$8,604,596 | \$1,167,959 | \$8,969,147 | \$364,551 |
| Bluffton Exempted Village | Allen | \$6,122,325 | \$6,468,028 | \$345,703 | \$6,583,623 | \$115,595 | \$6,911,928 | \$793,199 | \$7,217,428 | \$305,500 |
| Delphos City | Allen | \$3,538,072 | \$3,596,949 | \$58,877 | \$3,600,300 | \$3,351 | \$3,538,134 | \$0 | \$3,538,134 | \$0 |
| Elida Local | Allen | \$9,361,518 | \$9,452,535 | \$91,016 | \$9,456,556 | \$4,021 | \$10,243,142 | \$890,529 | \$10,316,190 | \$73,048 |
| Lima City | Allen | \$38,858,371 | \$39,625,167 | \$766,796 | \$39,659,960 | \$34,793 | \$39,785,384 | \$946,217 | \$39,972,874 | \$187,490 |
| Perry Local | Allen | \$4,208,279 | \$4,872,405 | \$664,125 | \$5,311,696 | \$439,291 | \$5,147,166 | \$831,619 | \$5,712,224 | \$565,058 |
| Shawnee Local | Allen | \$5,641,066 | \$5,886,053 | \$244,987 | \$5,993,190 | \$107,137 | \$6,387,390 | \$754,001 | \$6,337,604 | -\$49,787 |
| Spencerville Local | Allen | \$6,935,239 | \$7,425,902 | \$490,664 | \$7,672,090 | \$246,188 | \$7,788,703 | \$852,199 | \$8,203,063 | \$414,360 |
| Ashland City | Ashland | \$13,071,802 | \$13,292,307 | \$220,506 | \$13,206,144 | -\$86,163 | \$14,671,387 | \$1,576,049 | \$14,777,713 | \$106,326 |
| Hillsdale Local | Ashland | \$3,750,928 | \$3,767,984 | \$17,057 | \$3,773,484 | \$5,500 | \$3,748,752 | \$0 | \$3,748,752 | \$0 |
| Loudonville-Perrysville Exempted Village | Ashland | \$5,653,634 | \$5,781,000 | \$127,366 | \$5,778,797 | -\$2,203 | \$5,877,435 | \$226,266 | \$5,906,458 | \$29,023 |
| Mapleton Local | Ashland | \$5,060,215 | \$5,427,100 | \$366,885 | \$5,469,229 | \$42,129 | \$5,738,568 | \$689,269 | \$5,932,078 | \$193,510 |

Studies

Internal & External

External Studies

Economically
Disadvantaged?

External Studies

Special Education

English Learners

Gifted Education/Gifted Funding

"E" schools

Internal Studies

Children's Services Programs

College Credit Plus

Community School Funding

ESC's

It Takes a Village...To Educate a Child

- Successful past followed by a successful, sustainable future.
- We need you now, everyday until June 30, 2023 and beyond
 - School Leadership (BOE, Administration)
 - School Employees (Unions, Communication Directors)
 - Service and Community Clubs
 - Local Governments
 - Positive Media Coverage
- We want to ensure fact-based information is the headline, not assumptions or false communications about the plan and the cost to educate students.
- We are stronger as one united voice with a clear message.



Power of the Education Community!



Upcoming Webinars



OASBO/BASA/OSBA - Biennium Budget Update - Governor's Proposal

OASBO, BASA, and OSBA will be presenting a webinar on the Biennium Budget proposal put forth by Ohio Governor Mike DeWine.

- ***Thursday, 3/2 at 12:00 p.m.***
- Register [here](#)

FSFP Webinar - Updated Simulations

- ***Tuesday, 3/7 at 8:00 p.m.*** - Register [here](#)
- An update to members on the Fair School Funding Plan's phase-in, results, inputs and capacity. In addition, the members will be discussing ***new simulations that reflect updated base-cost inputs.***

FSFP Webinar - Follow-up to Answer Questions - Part 2

- ***Monday, 3/13 at 10:00 a.m.*** - Register [here](#)
- To address questions from members related to the simulations circulated by the FSFP Workgroup reflecting updated inputs. In addition, open enrollment and guarantees will be discussed.

State Legislative Conference

Advocate for Ohio public schools on **March 21** in Columbus!

Join **OSBA**, **OASBO**, and **BASA** members at the 2023 State Legislative Conference. This is a golden opportunity to communicate the need for a strong public school system and put a local face to these issues.

- Tuesday, March 21 from 9 a.m. – 1 p.m.
- Governor's Ballroom of the Sheraton Columbus Hotel at Capitol Square
- [Click here to register](#)

