

# Playing the numbers game

## How you stack up as a board member

# 3,445

Total number of public school board members in Ohio (according to the OSBA database)

by Amanda Finney, senior marketing and trade show manager

Every two years, OSBA conducts a survey of public school board members. Its purpose is to get an accurate and timely demographic profile of Ohio's boards of education. This year's survey was emailed to each district treasurer to complete and the responses were collected online. The results provide important demographic information for board members who serve Ohio districts.

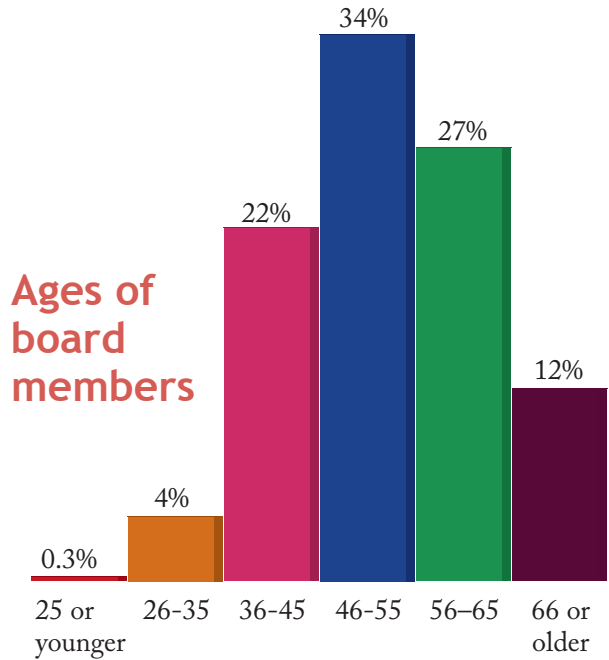
This year, 260 districts responded to the survey. Following is a brief demographic synopsis of Ohio board members based on those responses. Due to rounding, some survey categories do not total 100%.

No matter how you add up the numbers, school board members play an important role for the 1.76 million Ohio schoolchildren. OSBA thanks you and your district for your service and dedication. ■

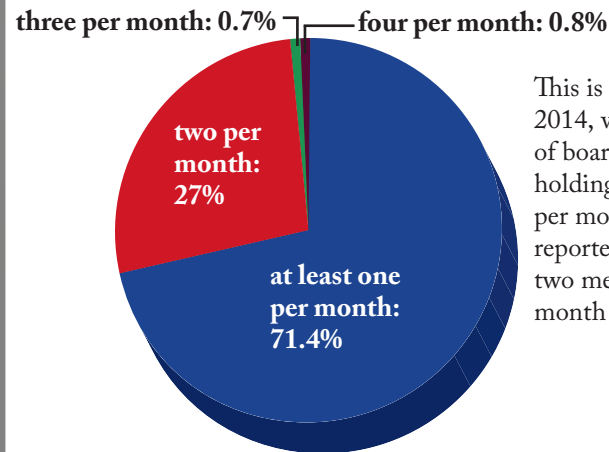
### Diversity of board members

Caucasian	96%
African-American	3%
Asian-American	0.2%
Latin-American	0.02%
Other	0.07%

### Ages of board members



### Number of regular or special meetings each month

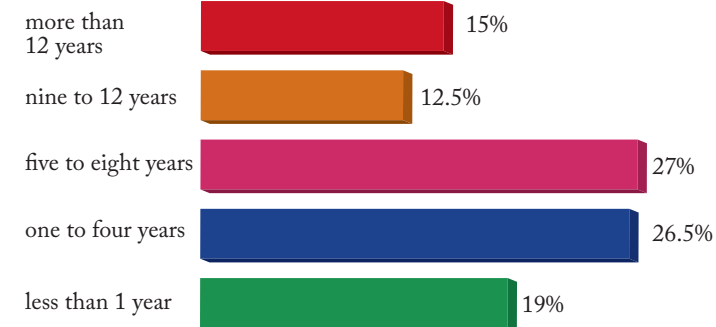


This is a shift from 2014, when 52% of boards reported holding one meeting per month and 45% reported holding two meetings per month

# 15%

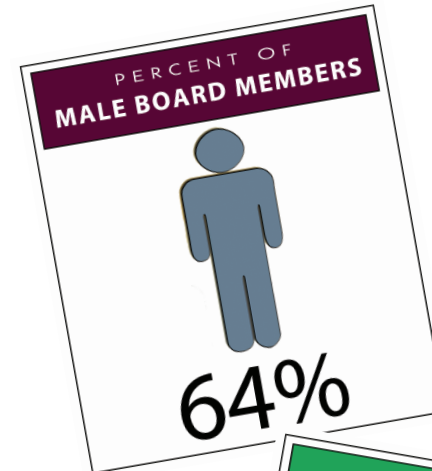
of school boards have at least one former teacher serving as a board member

### Board members' terms of service



# 84%

of boards primarily hold meetings lasting one to three hours



11% of boards are made up entirely of male board members

