

# Who are you?

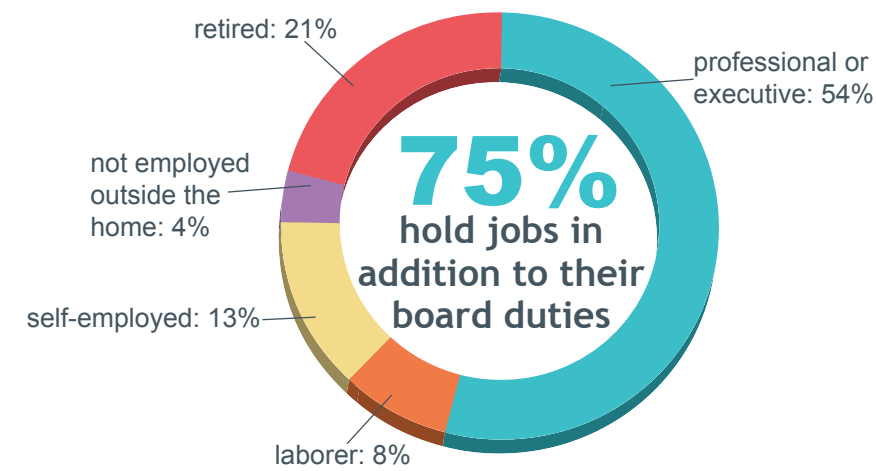
## Ohio public school board members by the numbers

Amanda Finney, senior marketing coordinator, and Angela Penquite, senior communication design manager

Every two years, OSBA conducts a survey of public school board members. The purpose of this biennial survey is to get an accurate and timely demographic profile of Ohio's boards of education.

This year's survey was emailed to each district treasurer to complete. The results give important demographic information for 3,000-plus board members that serve Ohio districts. More than 320 districts responded to the survey, giving it one of the highest response rates ever and helping ensure its statistical validity.

The following provides a brief demographic synopsis of Ohio board members. Due to rounding, some survey categories do not total 100%. ■



### Diversity of board members

Caucasian	96%
African-American	3%
Asian-American	0.1%
Latin-American	0.02%
Other	0.3%

## The business of school boards



Number of boards reporting that meetings last from one to three hours most of the time

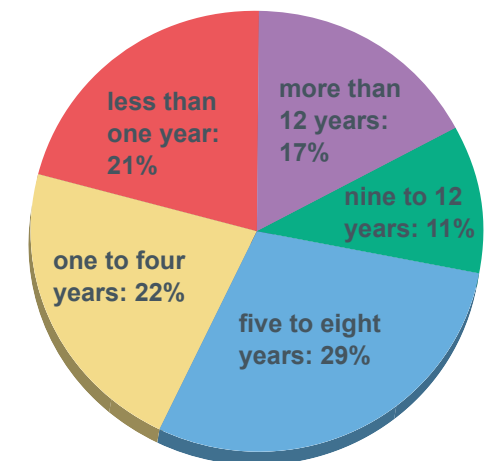
**84%**



Percent of Ohio public school boards with all-male boards

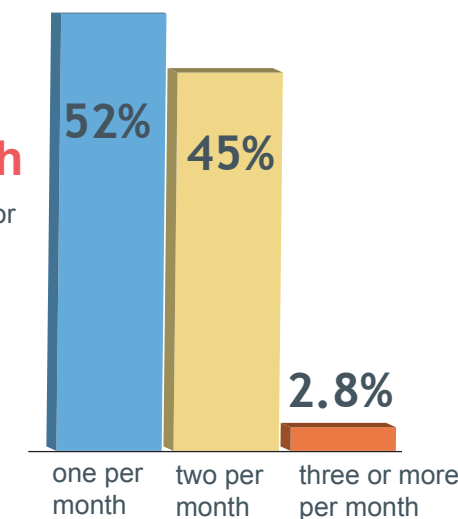
**15%**

### Board members' terms of service



### Meetings per month

(includes regular or special meetings)



### Districts represented in the survey

Local	54%
City	28%
Exempted village	9%
ESC	7%

**3,435**

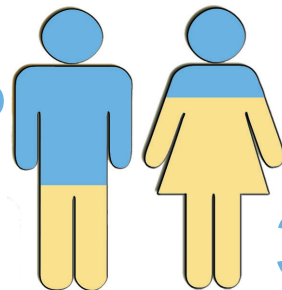
total public school board members in Ohio

**973**

new board members took office in 2014

**66%**


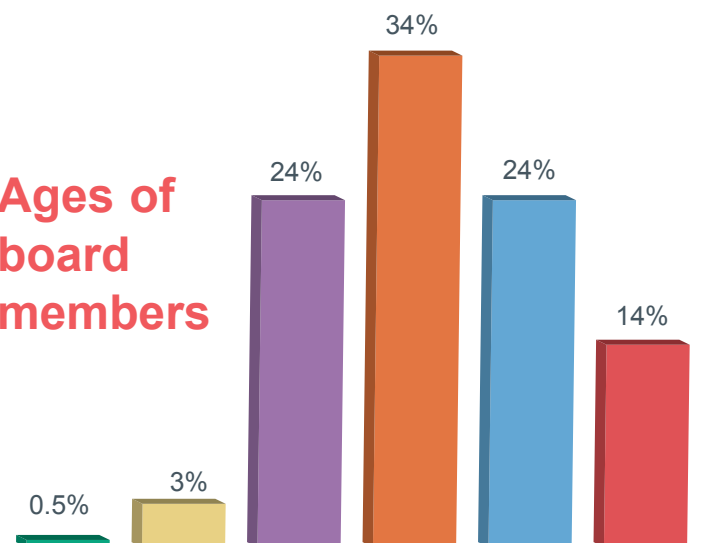
of Ohio board members are men



Percent of women board members in Ohio

**34%**

### Ages of board members



**52%**

of Ohio public school board members have children in grades K-12