



www.ohioleadership.org





NEW TRAINING FOR ESCs

Become a Certified OLAC Facilitator!
Join OESCA and the Ohio
Leadership Advisory Council
for a free, ESC-specific OLAC
Training Opportunity.

[LEARN MORE](#)

WHO WE ARE

Ohio Leadership Advisory Council is a partnership between the Buckeye Association of School Administrators and the Ohio Department of Education. Our goal is to provide educators - no matter their role - with the structures and resources they need to develop shared and effective leadership at every level.

[+ FIND OUT MORE](#)

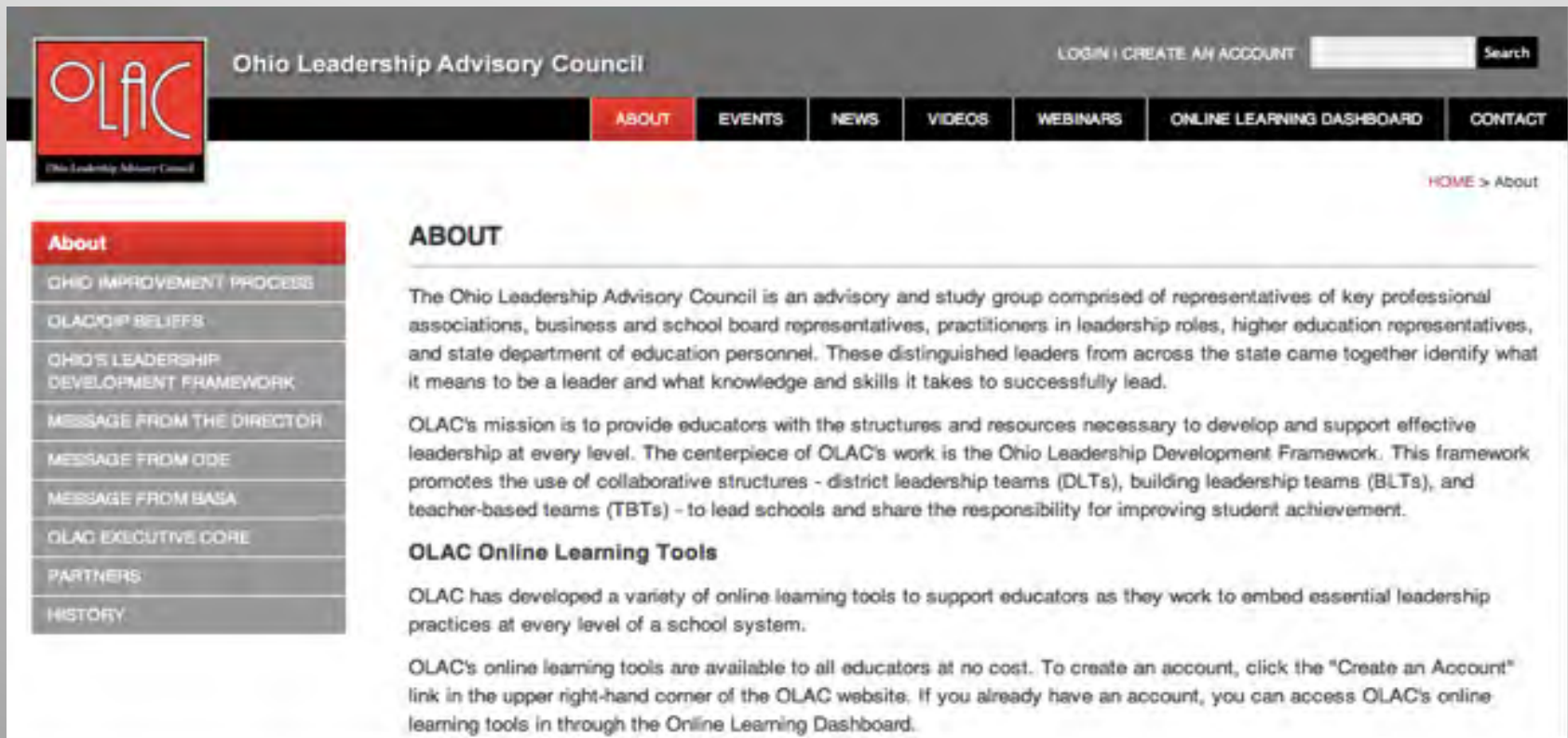


Teacher-Based Teams in Action



A collaborative effort between the Buckeye Association of School Administrators and the Ohio Department of Education

OLAC/OIP Beliefs



The screenshot shows the OLAC website's 'About' page. At the top left is the OLAC logo, a red square with 'OLAC' in white. To its right is the text 'Ohio Leadership Advisory Council'. In the top right corner, there are links for 'LOGIN | CREATE AN ACCOUNT' and a search bar. Below this is a navigation menu with buttons for 'ABOUT', 'EVENTS', 'NEWS', 'VIDEOS', 'WEBINARS', 'ONLINE LEARNING DASHBOARD', and 'CONTACT'. The 'ABOUT' button is highlighted in red. On the right side of the page, there is a breadcrumb trail: 'HOME > About'. On the left side, there is a vertical menu with 'About' highlighted in red, and other items: 'OHIO IMPROVEMENT PROCESS', 'OLAC/OIP BELIEFS', 'OHIO'S LEADERSHIP DEVELOPMENT FRAMEWORK', 'MESSAGE FROM THE DIRECTOR', 'MESSAGE FROM ODE', 'MESSAGE FROM BASA', 'OLAC EXECUTIVE CORE', 'PARTNERS', and 'HISTORY'. The main content area has the heading 'ABOUT' and two paragraphs of text. The first paragraph describes the council's composition and purpose. The second paragraph describes the mission and the Ohio Leadership Development Framework. Below this is a section titled 'OLAC Online Learning Tools' with a paragraph explaining the availability of these tools.

OLAC Ohio Leadership Advisory Council

LOGIN | CREATE AN ACCOUNT Search

ABOUT EVENTS NEWS VIDEOS WEBINARS ONLINE LEARNING DASHBOARD CONTACT

HOME > About

About

- OHIO IMPROVEMENT PROCESS
- OLAC/OIP BELIEFS
- OHIO'S LEADERSHIP DEVELOPMENT FRAMEWORK
- MESSAGE FROM THE DIRECTOR
- MESSAGE FROM ODE
- MESSAGE FROM BASA
- OLAC EXECUTIVE CORE
- PARTNERS
- HISTORY

ABOUT

The Ohio Leadership Advisory Council is an advisory and study group comprised of representatives of key professional associations, business and school board representatives, practitioners in leadership roles, higher education representatives, and state department of education personnel. These distinguished leaders from across the state came together identify what it means to be a leader and what knowledge and skills it takes to successfully lead.

OLAC's mission is to provide educators with the structures and resources necessary to develop and support effective leadership at every level. The centerpiece of OLAC's work is the Ohio Leadership Development Framework. This framework promotes the use of collaborative structures - district leadership teams (DLTs), building leadership teams (BLTs), and teacher-based teams (TBTs) - to lead schools and share the responsibility for improving student achievement.

OLAC Online Learning Tools

OLAC has developed a variety of online learning tools to support educators as they work to embed essential leadership practices at every level of a school system.

OLAC's online learning tools are available to all educators at no cost. To create an account, click the "Create an Account" link in the upper right-hand corner of the OLAC website. If you already have an account, you can access OLAC's online learning tools in through the Online Learning Dashboard.



TBTs in Continuous Improvement



The screenshot shows the OLAC website interface. At the top left is the OLAC logo with the text "Ohio Leadership Advisory Council". To the right are links for "LOGOUT | PROFILE | HELP | LOGGED IN AS: JIM GAY" and a search box. A navigation menu includes "ABOUT", "EVENTS" (highlighted), "NEWS", "VIDEOS", "WEBINARS", "ONLINE LEARNING DASHBOARD", and "CONTACT". A breadcrumb trail reads "HOME > Dashboard > Events > December 2012 Action Forum". On the left, an "Events" sidebar lists "DECEMBER 2012 ACTION FORUM", "JANUARY 2012 ACTION FORUM", and "DECEMBER 2010 ACTION FORUM". The main content area is titled "DECEMBER 2012 ACTION FORUM" and contains the text: "Presentation materials and handouts from the December 2012 Action Forum: Connected to Lead are now available." Below this is a bullet point: "• The TBT's Role in Continuous Improvement", followed by the presenter information: "Presented by: Dr. Brian McNulty, Vice President, Leadership Development, The Leadership and Learning Center" and a link: "Leading Learning through Teacher-Based Teams (PDF)".

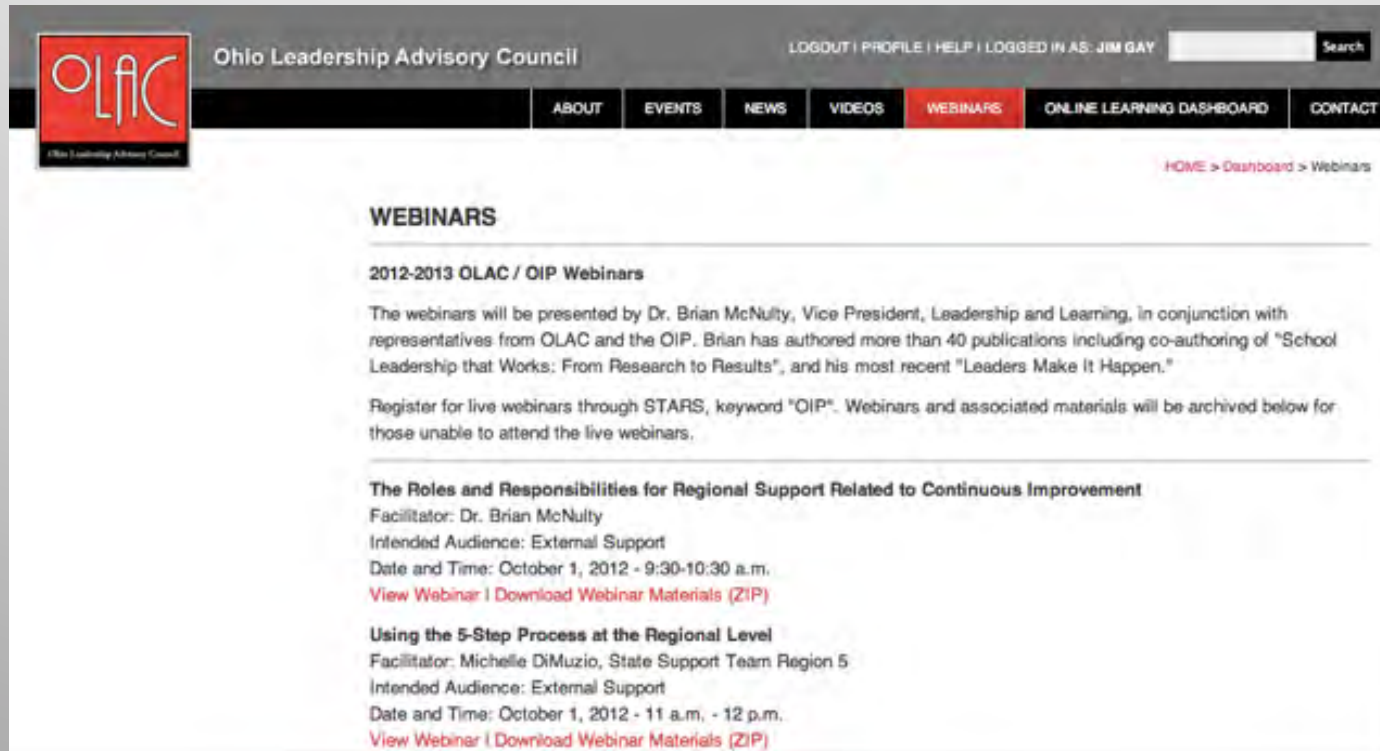


Video Sorter



A collaborative effort between the Buckeye Association of School Administrators and the Ohio Department of Education

Webinars



The screenshot shows the OLAC website's navigation bar with the logo on the left and links for ABOUT, EVENTS, NEWS, VIDEOS, WEBINARS (highlighted), ONLINE LEARNING DASHBOARD, and CONTACT on the right. A search bar is also present. Below the navigation bar, a breadcrumb trail reads "HOME > Dashboard > Webinars". The main content area is titled "WEBINARS" and features a section for "2012-2013 OLAC / OIP Webinars". This section includes a paragraph about the presenters, a registration instruction, and two webinar listings with their respective details and links.

OLAC Ohio Leadership Advisory Council

LOGOUT | PROFILE | HELP | LOGGED IN AS: JIM GAY Search

ABOUT EVENTS NEWS VIDEOS **WEBINARS** ONLINE LEARNING DASHBOARD CONTACT

[HOME](#) > [Dashboard](#) > [Webinars](#)

WEBINARS

2012-2013 OLAC / OIP Webinars

The webinars will be presented by Dr. Brian McNulty, Vice President, Leadership and Learning, in conjunction with representatives from OLAC and the OIP. Brian has authored more than 40 publications including co-authoring of "School Leadership that Works: From Research to Results", and his most recent "Leaders Make It Happen."

Register for live webinars through STARS, keyword "OIP". Webinars and associated materials will be archived below for those unable to attend the live webinars.

The Roles and Responsibilities for Regional Support Related to Continuous Improvement
Facilitator: Dr. Brian McNulty
Intended Audience: External Support
Date and Time: October 1, 2012 - 9:30-10:30 a.m.
[View Webinar](#) | [Download Webinar Materials \(ZIP\)](#)

Using the 5-Step Process at the Regional Level
Facilitator: Michelle DiMuzio, State Support Team Region 5
Intended Audience: External Support
Date and Time: October 1, 2012 - 11 a.m. - 12 p.m.
[View Webinar](#) | [Download Webinar Materials \(ZIP\)](#)



Create an Account

OLAC Ohio Leadership Advisory Council

LOGIN | CREATE AN ACCOUNT Search

ABOUT EVENTS NEWS VIDEOS WEBINARS ONLINE LEARNING DASHBOARD CONTACT

[HOME](#) > Create an Account

CREATE AN ACCOUNT

* REQUIRED FIELDS

Your First Name *

Your Last Name *

Your Email *

Enter Password *

Confirm Password *

Password Requirements: Length of at least 8 characters, at least one uppercase or lowercase letter (A - Z or a - z), at least one digit (0 - 9), and at least one special character (! @ # \$ % ^ & * () - _ = + \ | [] { } ; : / ? . > <)



Module User's Guide

The screenshot displays a web interface with a navigation bar at the top containing 'OLAC' and 'OIP' tabs. On the left is a vertical menu with the following items: 'MODULES BY TOPIC AND ROLE', 'COMPLETE OLAC MODULE LIST', 'MODULE USER'S GUIDE' (highlighted in yellow), 'EVALUATION CROSSWALKS', 'FACILITATION TOOLKIT', 'MODULE ASSESSMENT RESULTS', 'DECISION FRAMEWORK ASSESSMENT', and 'QUICK LINKS'. The main content area is titled 'Module User's Guide' and contains the following text:

We're glad you've decided to explore OLAC's online learning modules and incorporate these resources into your school improvement efforts. Everything you need to know to get started with OLAC's learning modules can be found in the Module User's Guide.

The guide is divided into three sections:

- Accessing the Modules**
This section of the guide will help you create an account, login to the online learning modules and answer some frequently asked questions.
- Module Crosswalk**
This section of the guide organizes the common themes found within the learning modules and references Ohio's Race to the Top application areas and the Ohio Improvement Process stages. You can use this section to engage in learning about a certain topic of interest or reform requirement.
- Module Overviews**
In this section, you will find a detailed overview of each learning module, which describes key takeaways, embedded tools and supplemental resources, including:
 - Dynamic video exemplars and testimonials from Ohio district and building leadership teams, teachers, board and community members and students;
 - Thought-provoking discussion questions and activities; and
 - Additional resources, references and more.

[Download the User's Guide \(PDF\)](#)



Facilitation Toolkit

The screenshot shows a web interface with a top navigation bar containing 'OLAC' and 'OIP' tabs. On the left is a vertical menu with options: 'MODULES BY TOPIC AND ROLE', 'COMPLETE OLAC MODULE LIST', 'MODULE USER'S GUIDE', 'EVALUATION CROSSWALKS', 'FACILITATION TOOLKIT' (highlighted in yellow), 'MODULE ASSESSMENT RESULTS', 'DECISION FRAMEWORK ASSESSMENT', and 'QUICK LINKS'. The main content area is titled 'Facilitation Toolkit' and contains two paragraphs of text and a red link.

OLAC **OIP**

MODULES BY TOPIC AND ROLE
COMPLETE OLAC MODULE LIST
MODULE USER'S GUIDE
EVALUATION CROSSWALKS
FACILITATION TOOLKIT
MODULE ASSESSMENT RESULTS
DECISION FRAMEWORK ASSESSMENT
QUICK LINKS

Facilitation Toolkit

The Facilitation Toolkit is designed to help education leaders, curriculum directors, professional development coordinators and others who facilitate training understand how to use the OLAC online learning modules to support their education improvement efforts.

Whether you are following the steps outlined in the Ohio Improvement Process (OIP), participating in Race to the Top (RtT) or looking ahead to the implications of current legislation, OLAC's learning modules will help to embed essential leadership practices and effective change processes into the work.

[Access the Facilitation Toolkit](#)



Frequently Asked Questions

OLAC Frequently Asked Questions

This resource answers the following questions:

- What is OLAC?
- Where can I access the assessments and online learning modules?
- How does the work of OLAC align with the Ohio Improvement Process?
- Is the Ohio Improvement Process required for all Ohio school districts?
- My district is high-performing. How will the Ohio Leadership Development Framework and OLAC resources help my staff members?

To access this resource either [click here](#), or on the *Documents* button in the **Resources** section of the Menu to your left.

About OLAC: Purpose & About/Get Involved

What is OLAC?

The Ohio Leadership Development Framework (OLDF) is a collaborative effort between the Buckeye Association of School Administrators (BASA) and the Ohio Department of Education (ODE) to provide a comprehensive framework for school leadership development. The goal is to ensure that school leaders have the knowledge, skills, and abilities needed to effectively lead and improve their schools. OLAC provides a variety of resources, including assessments, online learning modules, and professional development opportunities, to help school leaders meet these needs.

Where can I access the assessments and online learning modules?

OLAC assessments and online learning modules are available on the OLAC website at [olac.ohio.gov](#).

How does the work of OLAC align with the Ohio Improvement Process?

The Ohio Leadership Development Framework (OLDF) is designed to support the Ohio Improvement Process (OIP) by providing school leaders with the knowledge, skills, and abilities needed to effectively lead and improve their schools. OLAC provides a variety of resources, including assessments, online learning modules, and professional development opportunities, to help school leaders meet these needs.

Is the Ohio Improvement Process required for all Ohio school districts?

Yes, the Ohio Improvement Process (OIP) is required for all Ohio school districts. The OIP is a comprehensive framework for school improvement that includes a variety of components, including assessments, online learning modules, and professional development opportunities.

My district is high-performing. How will the Ohio Leadership Development Framework and OLAC resources help my staff members?

The Ohio Leadership Development Framework (OLDF) and OLAC resources are designed to help school leaders and their staff members improve their leadership skills and abilities. OLAC provides a variety of resources, including assessments, online learning modules, and professional development opportunities, to help school leaders and their staff members meet these needs.

Zoom



Shared Leadership

 RETURN TO DASHBOARD

OLAC Module Facilitation Toolkit

Table of Contents

	PG
▶ INTRODUCTION	1
▶ NAVIGATING THE ONLINE LEARNING MODULES	5
▼ GETTING STARTED WITH THE WORK	7
THE CHANGE PROCESS	8
DEVELOPING A FOCUSED PLAN	9
THE IMPORTANCE OF SHARED LEADERSHIP	10
▶ INTEGRATING AND APPLYING THE OLAC WORK	11
▶ CASE STUDIES - EXAMPLES OF THE WORK IN PROGRESS	14

Resources

DOCUMENTS

THE IMPORTANCE OF SHARED LEADERSHIP

<< Page 10 of 20 >>

"If you want to go fast, go alone. If you want to go far, go together." This is the philosophy that we must keep in mind as we engage in sustainable school improvement efforts. The concept of shared leadership, as defined in *Ohio's Leadership Development Framework*, is crucial to the success of a focused plan.

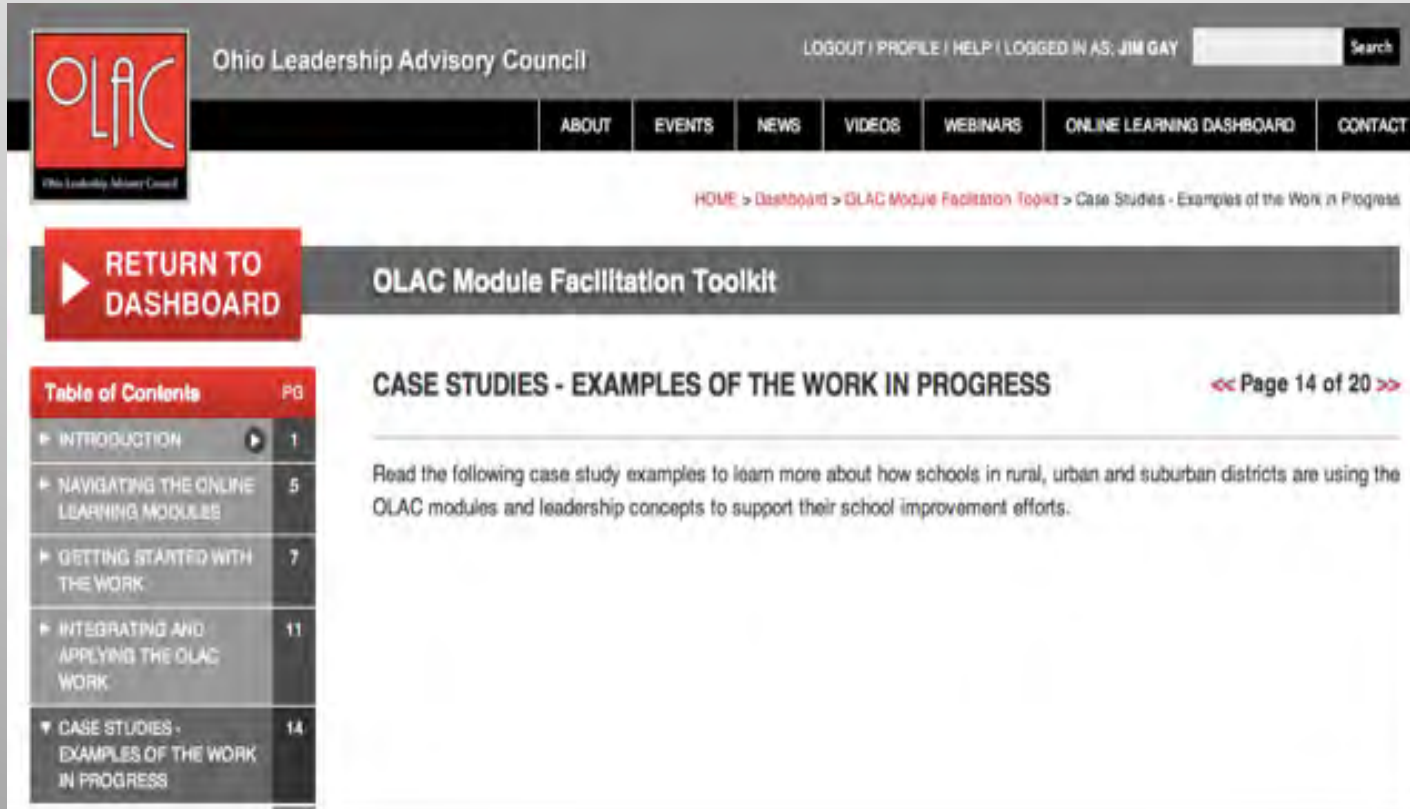
It is imperative that key stakeholders, especially teachers, are engaged as partners early in the process. This ensures that reforms remain institutionalized and are never about one single person. Powerful coalitions are built when leadership is shared and supported; it also makes it harder to give up when the going gets tough, as it so often does in school improvement.

The use of collaborative leadership structures, like DLTs, BLTs and TBTs, provides a vehicle for adults to learn from each other and hold each other accountable for shared work. Structures like this are especially important where significant change in culture and practice are needed to support and sustain improvements in instructional practice and student achievement.

Leadership is a shared responsibility and needs to be viewed not as a role, but as a set of essential practices directed toward the improvement of instruction and increasing students' learning. When leadership is distributed across an entire school system, from a district's central office to each of its buildings, everyone shares the responsibility for concerted action on behalf of improved instructional practice and school performance. To learn more about sharing this responsibility, review the [Developing Shared Accountability](#) module, which focuses on the vital components of shared accountability and distributed leadership.



Case Studies



The screenshot shows the OLAC website interface. At the top left is the OLAC logo and the text "Ohio Leadership Advisory Council". To the right are links for "LOGOUT | PROFILE | HELP | LOGGED IN AS: JIM GAY" and a search bar. Below this is a navigation menu with links for "ABOUT", "EVENTS", "NEWS", "VIDEOS", "WEBINARS", "ONLINE LEARNING DASHBOARD", and "CONTACT". A breadcrumb trail reads "HOME > Dashboard > OLAC Module Facilitation Toolkit > Case Studies - Examples of the Work in Progress". A red button labeled "RETURN TO DASHBOARD" is on the left. The main heading is "OLAC Module Facilitation Toolkit". Below it is a "Table of Contents" with the following items:

Table of Contents	Pg
▶ INTRODUCTION	1
▶ NAVIGATING THE ONLINE LEARNING MODULES	5
▶ GETTING STARTED WITH THE WORK	7
▶ INTEGRATING AND APPLYING THE OLAC WORK	11
▼ CASE STUDIES - EXAMPLES OF THE WORK IN PROGRESS	14

The "CASE STUDIES - EXAMPLES OF THE WORK IN PROGRESS" section is currently selected. It includes a page indicator "<< Page 14 of 20 >>". The text of the case studies section reads: "Read the following case study examples to learn more about how schools in rural, urban and suburban districts are using the OLAC modules and leadership concepts to support their school improvement efforts."



Board Governance

Ohio Leadership Advisory Council

LOGOUT | PROFILE | HELP | LOGGED IN AS: JIM GAY Search

ABOUT | EVENTS | NEWS | VIDEOS | WEBINARS | ONLINE LEARNING DASHBOARD | CONTACT

HOME > Dashboard > Board Development and Governance Process > Introduction

RETURN TO DASHBOARD

Board Development and Governance Process

Table of Contents PG

INTRODUCTION	1
PRE-ASSESSMENT	2
SETTING THE STAGE	3
CREATING A VISION	4
USING DATA	5
SETTING GOALS	6
MONITORING PROGRESS AND TAKING CORRECTIVE ACTION	7
CREATING AWARENESS AND URGENCY	8
ENGAGING THE COMMUNITY	9
CONNECTING WITH DISTRICT LEADERSHIP	10

INTRODUCTION

<< Page 1 of 18 >>



OTES/OPES/OSES

The screenshot shows a web interface with a top navigation bar containing 'OLAC' and 'OIP' tabs. On the left is a vertical menu with the following items: 'MODULES BY TOPIC AND ROLE', 'COMPLETE OLAC MODULE LIST', 'MODULE USERS GUIDE', 'EVALUATION CROSSWALKS' (highlighted in yellow), 'FACILITATION TOOLKIT', 'MODULE ASSESSMENT RESULTS', 'DECISION FRAMEWORK ASSESSMENT', and 'QUICK LINKS'. The main content area is titled 'Evaluation Crosswalks' and contains two paragraphs of text. The first paragraph explains that the crosswalks are designed to help superintendents, principals, and teachers plan for professional development by aligning standards with guiding questions and resources. The second paragraph states that these tools are used to complete professional growth plans for the Ohio Superintendent Evaluation System (OSES), Ohio Principal Evaluation System (OPES), or Ohio Teacher Evaluation System (OTES), and that they provide a Professional Development Plan PDF for download. A red link labeled 'Access the Evaluation Crosswalks' is positioned at the bottom of the text area.



College Credit Workshops

A graphic illustration featuring a red graduation cap (mortarboard) with a white tassel, positioned above a dark grey rectangular checklist. The checklist has several horizontal lines and a vertical column of four small white squares on the left side. A red pencil is shown diagonally across the bottom right corner of the checklist.

Higher Ed: Two New Workshops for College Credit

Working in Teacher-Based Teams and Differentiating Instruction

[LEARN MORE](#)



Moving Your Numbers

The screenshot shows the Ohio Leadership Advisory Council website. At the top left is the OLAC logo, a red square with the letters 'OLAC' in white. To its right is the text 'Ohio Leadership Advisory Council'. Further right are links for 'LOGIN | CREATE AN ACCOUNT' and a search bar. Below this is a navigation menu with links for 'ABOUT', 'EVENTS', 'NEWS', 'VIDEOS', 'WEBINARS', 'ONLINE LEARNING DASHBOARD', and 'CONTACT'. The main content area features a large article preview on the left and a red sidebar on the right. The article preview has a grey background with the title 'MOVING YOUR NUMBERS' and a sub-headline: 'Wooster City School District is using the Ohio Improvement Process and OLAC's essential leadership practices. Read their story on the Moving Your Numbers website.' To the right of the sub-headline is a yellow button labeled 'STORY'. The red sidebar has the title 'WHO WE ARE' and a paragraph: 'Ohio Leadership Advisory Council is a partnership between the Buckeye Association of School Administrators and the Ohio Department of Education. Our goal is to provide educators - no matter their role - with the structures and resources they need to develop shared and effective leadership at every level.' Below the paragraph is a yellow button labeled '+ FIND OUT MORE'. At the bottom of the main content area, there is a survey prompt: 'Help us improve your OLAC experience. Please take a moment to take our brief survey.'





To learn more about OLAC,
contact:

Jim Gay at

jimGay@basa-ohio.org

Don Washburn at

washburn@basa-ohio.org





To learn more, visit:
www.OhioLeadership.org

Most Frequently Asked Questions



Q: How do I get started?

A: If you haven't already, sign up for an account on the OLAC website. Obtaining an account to access OLAC's online learning tools is easy, free, and open to anyone. Simply visit www.OhioLeadership.org and click the "Create an Account" button in the upper right-hand corner of the page.

Q: How do I know which modules to view?

A: By taking the Self-Assessment, you'll receive personalized module recommendations to guide you in your learning. The modules are also organized by educator role and topic of interest, to help you to pick the module that supports your unique learning goals.

The Team Assessment provides module recommendations to the entire group based on the team members' collective knowledge of OLAC's essential leadership practices.

For information on how to build professional development activities and trainings around the OLAC modules, visit the Module Facilitation Toolkit available on your personal dashboard under "Quick Links."

Q: What if I don't have time to complete a full module?

A: There are no time limits on the OLAC modules. The modules are broken out into pages. Each page covers a different topic within the module. If you don't have time to complete a module in one sitting, you can come back to that module at a future time and navigate directly to the last page you visited.

Q: Do I have to take the modules in a particular order?

A: No. The modules are designed so that you can choose which to take and in what order. You can design your own learning path by viewing a module of interest to you, and/or by viewing modules recommended for your role.

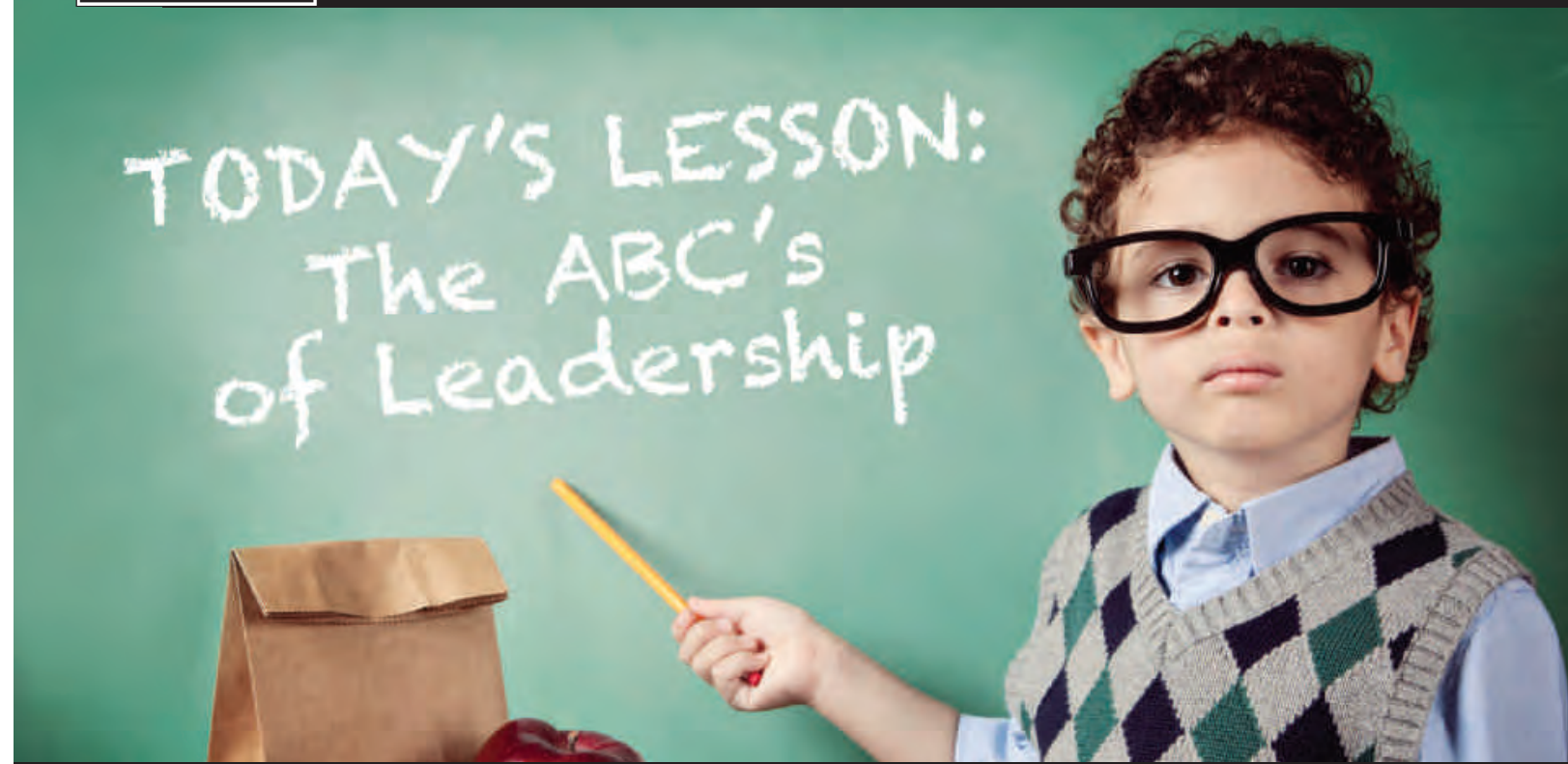
Q: Who do I contact if I need help?

A: For more information about engaging in the OLAC work, contact Jim Gay at jimgay@basa-ohio.org.



Attention All:

Superintendents • Principals • Teachers • Higher Education Faculty



What the Ohio Leadership Advisory Council Has Covered

In education, leadership is a shared responsibility. No matter what role you play, OLAC has the resources to help you become a more effective leader. Rural, suburban, urban? We've got you covered, too. Your experiences make you unique, and OLAC's tools can help you develop a personalized learning plan to build your leadership skills and advance your practice.

Get started today at www.ohioleadership.org

Step 1: Assess Your Self

To benefit from OLAC's FREE module recommendations—customized to the unique learning needs of you or your team—create an account and take the online Self-Assessment or Team Assessment.

Step 2: View Modules

If you take the Self-Assessment, OLAC will provide personalized module recommendations based on your individual results. If you take the Team Assessment, your team will receive module recommendations based on the collective knowledge of the group.

Step 3: Repeat

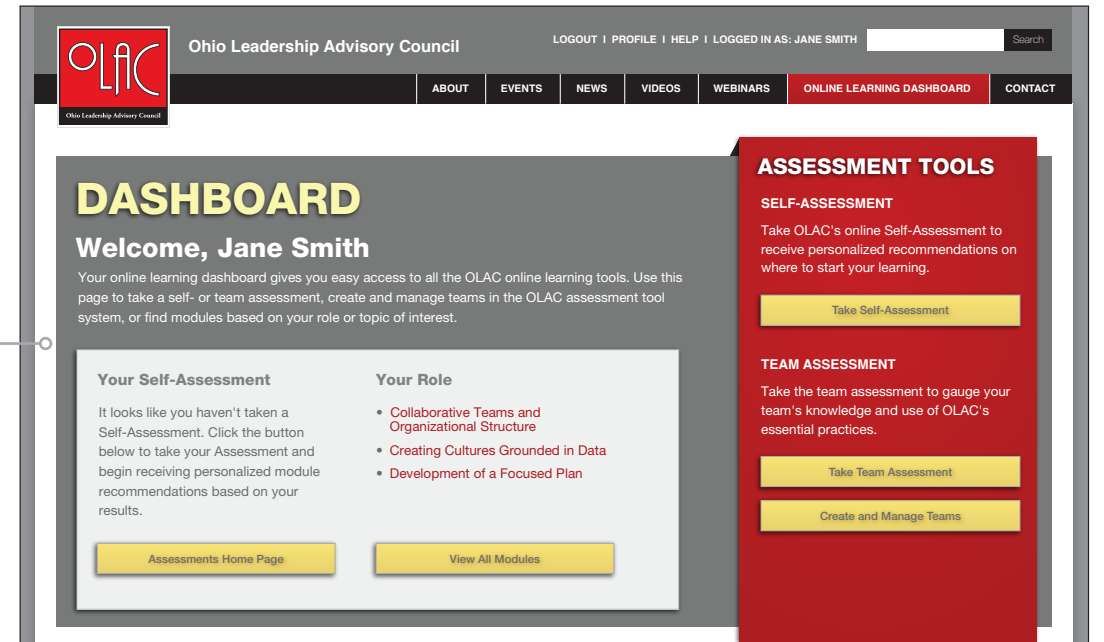
Take the Self-Assessment or Team Assessment again to track where you're making progress as an individual, team, or both.

explore ol Ac'S online leArning tool S www.ohioleadership.org

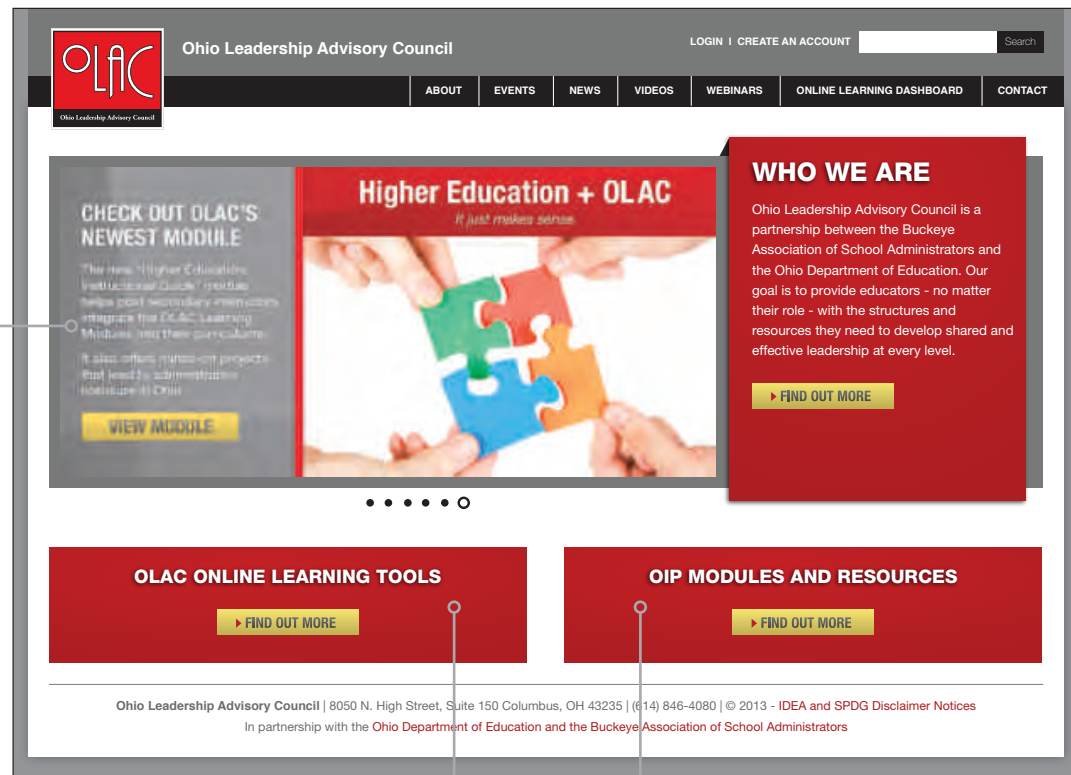
wHAt You 'll find :

- 19 research-based learning modules on topics such as creating and supporting TBTs, developing shared accountability, and creating cultures grounded in data.
- A video library featuring more than 100 videos showing best practices in action.
- Customized module recommendations.
- Resources that show higher education faculty how to use the OLAC modules in their coursework.
- All Ohio Improvement Process (OIP) resources housed on the OLAC website.
- Training modules for each stage of the OIP.
- Tools to support professional growth planning for the Ohio Superintendent Evaluation System (OSSES), Ohio Principal Evaluation System (OPES), and Ohio Teacher Evaluation System (OTES).

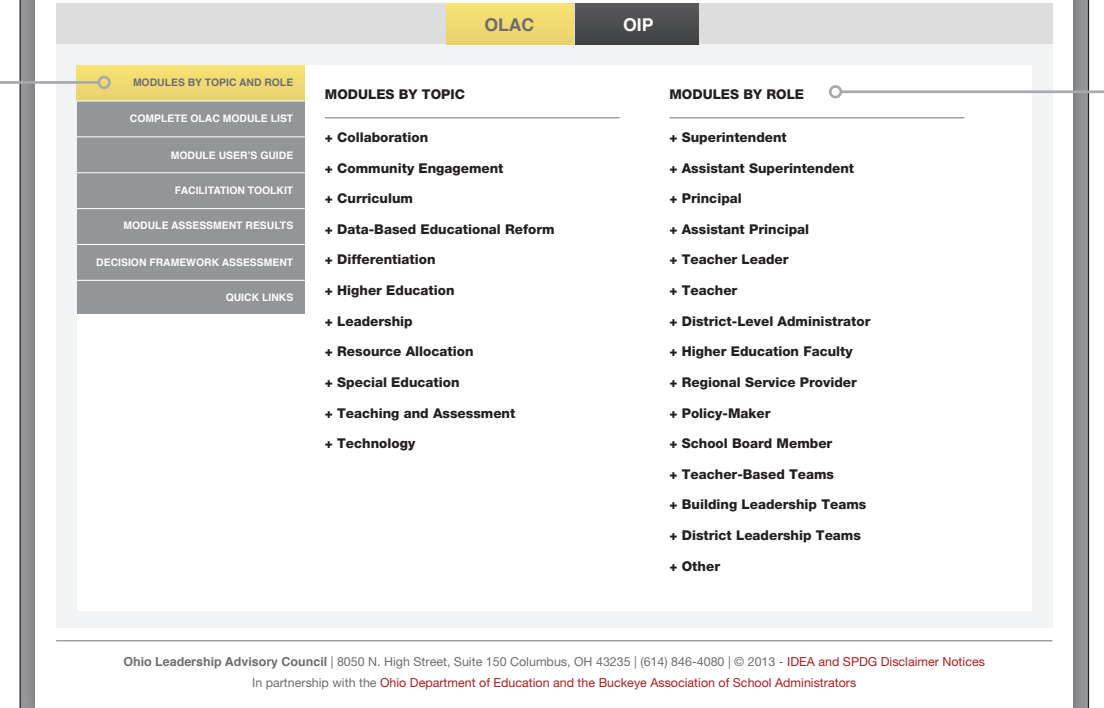
Your Online Learning Dashboard makes it easy to use the assessment tools and view your personalized module recommendations.



Easily toggle back-and-forth between OLAC and OIP resources.



On the home page, a rotating banner highlights the latest news or resources.



Easily navigate through a menu of relevant resources.

Find suggestions for what modules to view based on topics pertinent to your role.

Find information about the OIP and OLAC all in one site.