

Playing the numbers

How you stack up as a board

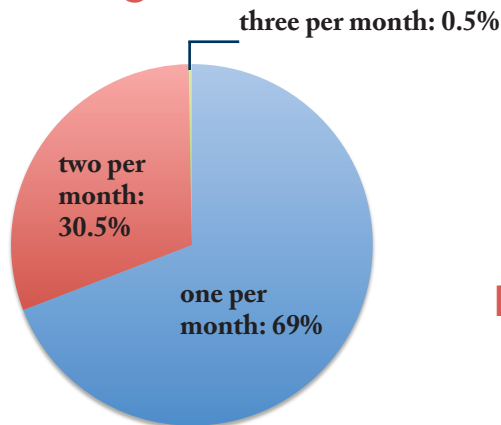
by Amanda Finney, senior marketing coordinator

Every two years, OSBA conducts a survey of public school board members. The purpose of this survey is to get an accurate and timely demographic profile of Ohio's boards of education.

This year's survey was emailed to each district treasurer to complete and the responses were collected online. The results give important demographic information on the board members who serve Ohio school districts. More than 300 districts responded to the survey, creating one of the highest response rates ever recorded and helping ensure statistical validity.

What follows is a brief demographic synopsis of board members in Ohio based on biennial survey responses. Due to rounding, some survey categories do not total 100%. ■

Number of regular or special meetings each month



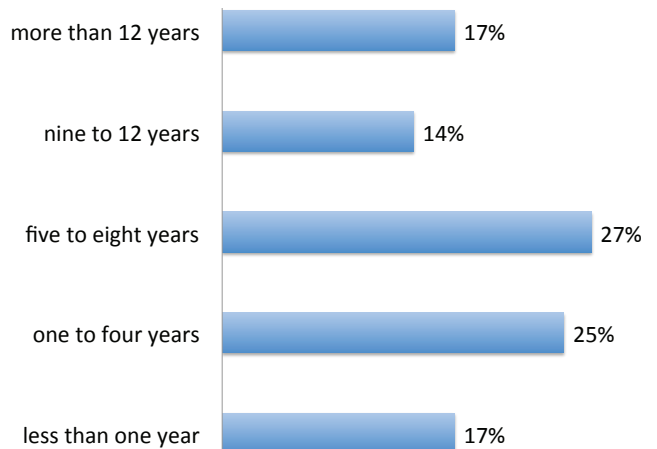
77%

Of board members hold jobs in addition to their board duties

52%

Have children in grades K-12

Board members' terms of service



CONNECTICUT AVENUE

VERMONT AVENUE

CHANCE

ORIENTAL AVENUE

READ RAILROAD

game member

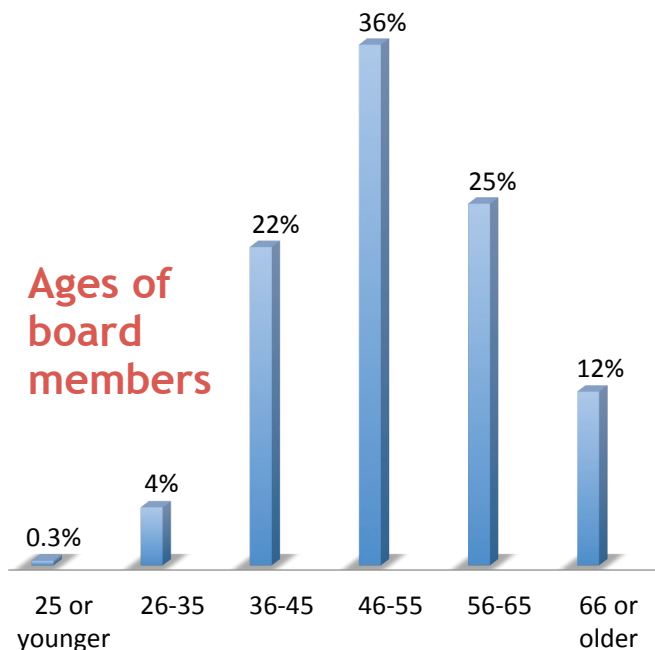
3,380

Total number of public school board members in Ohio (according to the OSBA database on May 3)

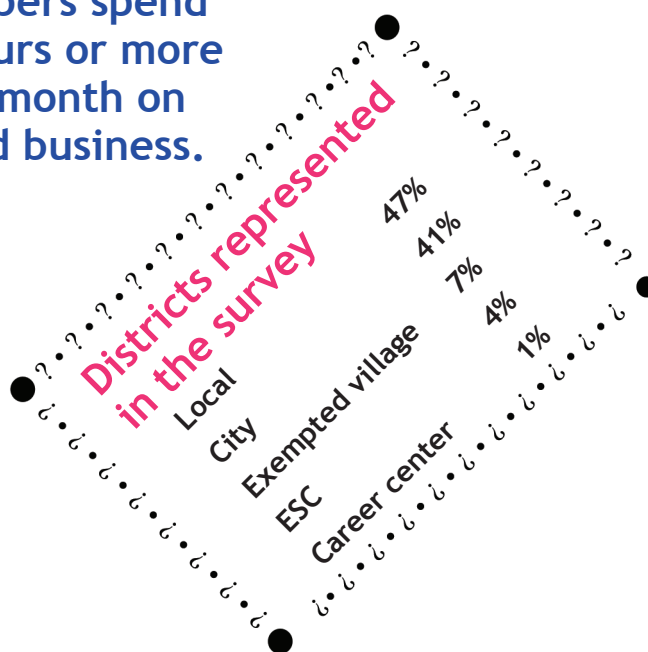
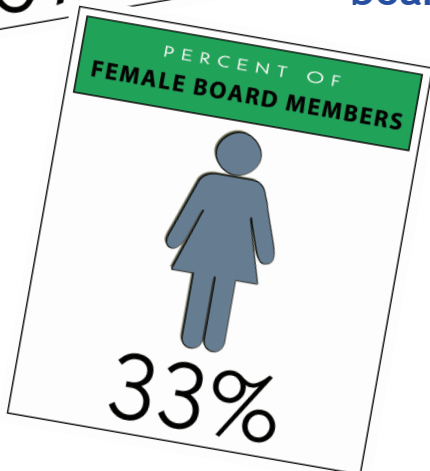
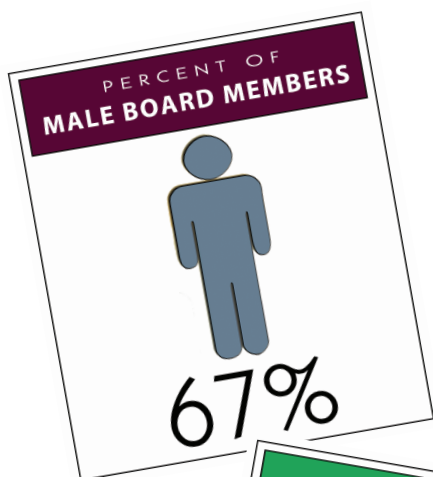
Diversity of board members

Caucasian	97%
African-American	2%
Asian-American	0.5%
Latin-American	.01%
Other	0.3%

Ages of board members



39% of board members spend 16 hours or more per month on board business.



PENNSYLVANIA
AVENUE

SHORT LINE

CHANCE

PARK PLACE

LUXURY
TAX

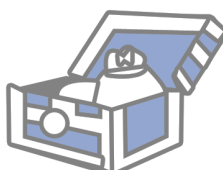
BOARDWALK

DING
ROAD

INCOME
TAX

BALTIC
AVENUE

COMMUNITY
CHEST



MEDITERRANEAN
AVENUE

COLLECT
\$200 SALARY
AS YOU PASS